

2023 annual report to the Community

Kidman Park Primary School

Kidman Park Primary School number: 0996

Partnership: Western Adelaide Shores



School principal:

John Clarke

JClarke

Date of endorsement:

21/02/2024



Context Statement

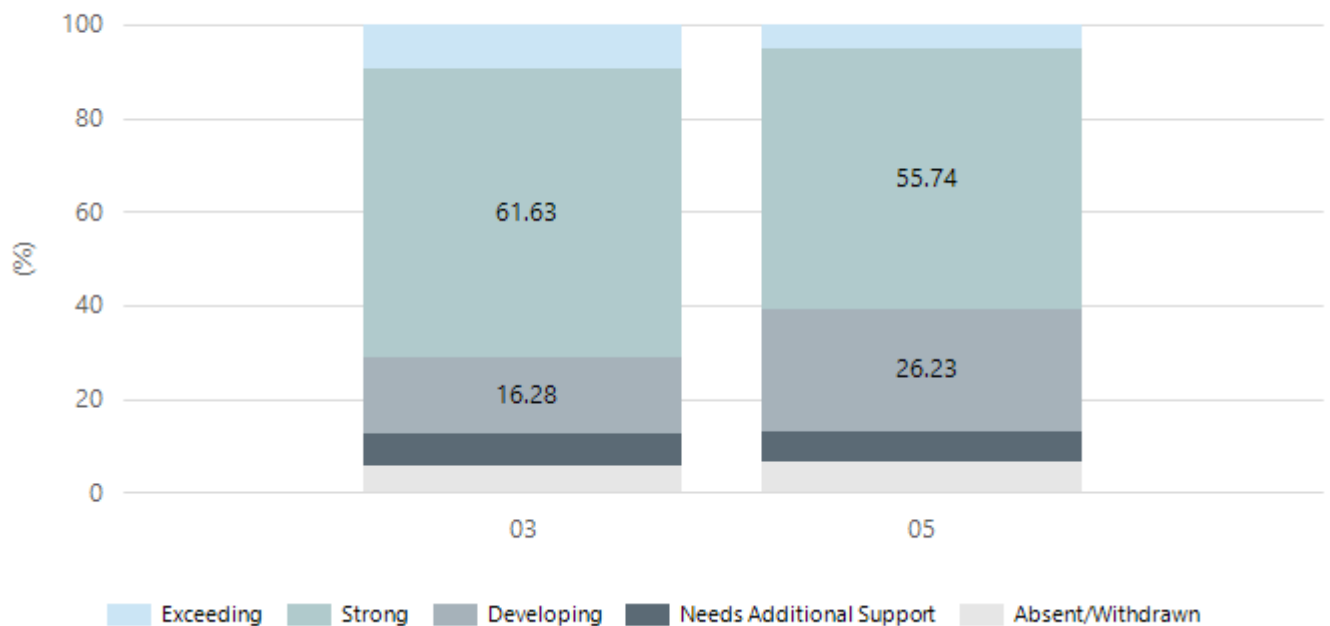
Kidman Park Primary School caters for students from R-6. At the time of this report, the enrolment in 2023 is 477. Kidman Park Primary School is classified as Category 5 on the Department for Education Index of Educational Disadvantage. At the time of this report, the school population includes 3% Aboriginal students, 7% students with disabilities, 16% students with English as an additional language or dialect (EALD) funded background. Further information about the school is available on the school's website (including its context statement), as well as the My School website.

Performance Summary

NAPLAN Proficiency

In 2023, the Australian Curriculum, Assessment and Reporting Authority (ACARA) - a Commonwealth Independent statutory authority - announced changes to NAPLAN performance reporting. This new way of reporting by ACARA that NAPLAN results from 2023 will not be comparable to previous years. The new approach replaces the previous numerical NAPLAN bands and the national minimum standard.

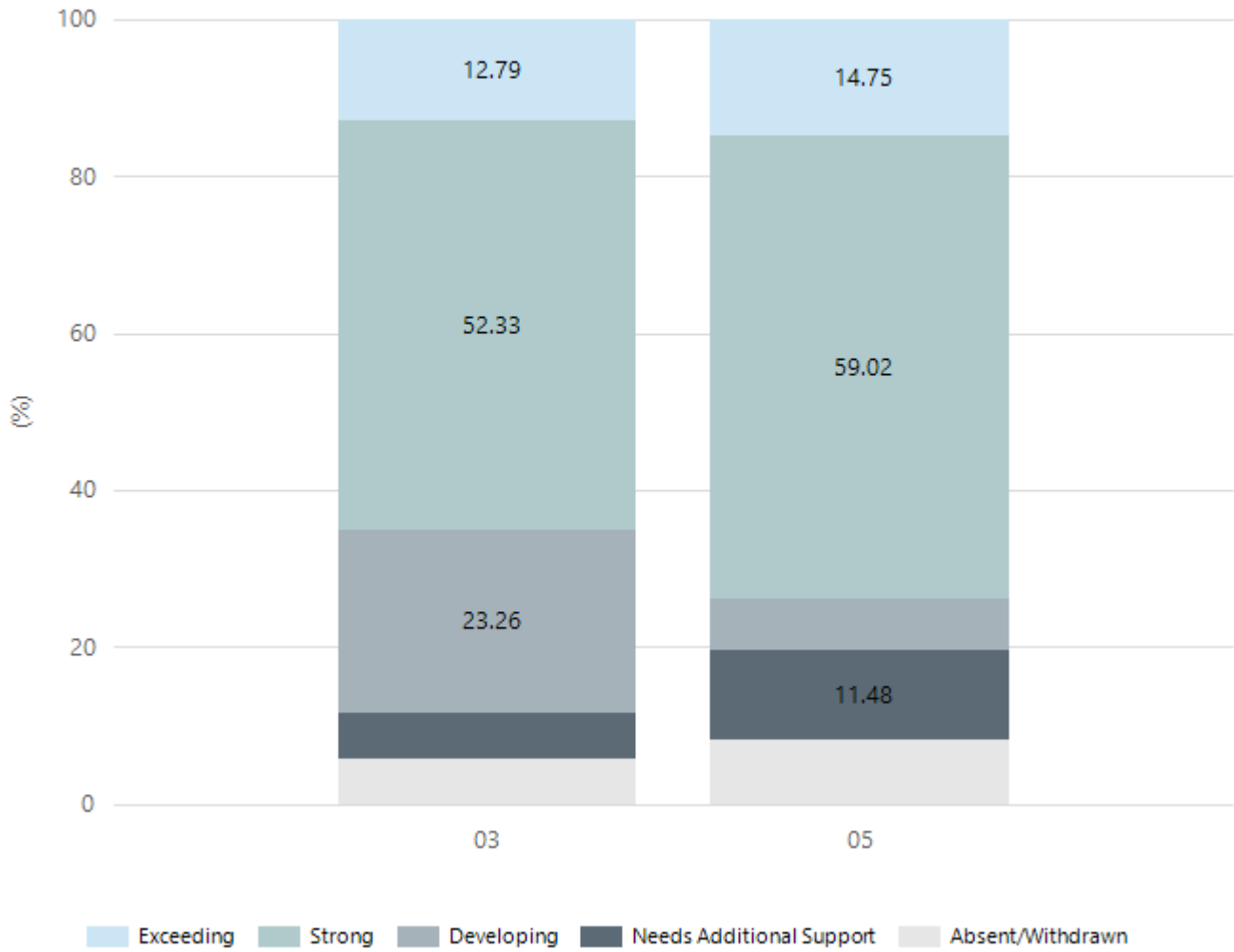
Numeracy



Year Level	03	05
Exceeding	8	3
Strong	53	34
Developing	14	16
Needs Additional Support	6	4
Absent/Withdrawn	5	4
Total	86	61

Data Source: Department for Education Assessment Data Holdings, 2023. When there are less than six students in a cohort, no data is supplied.

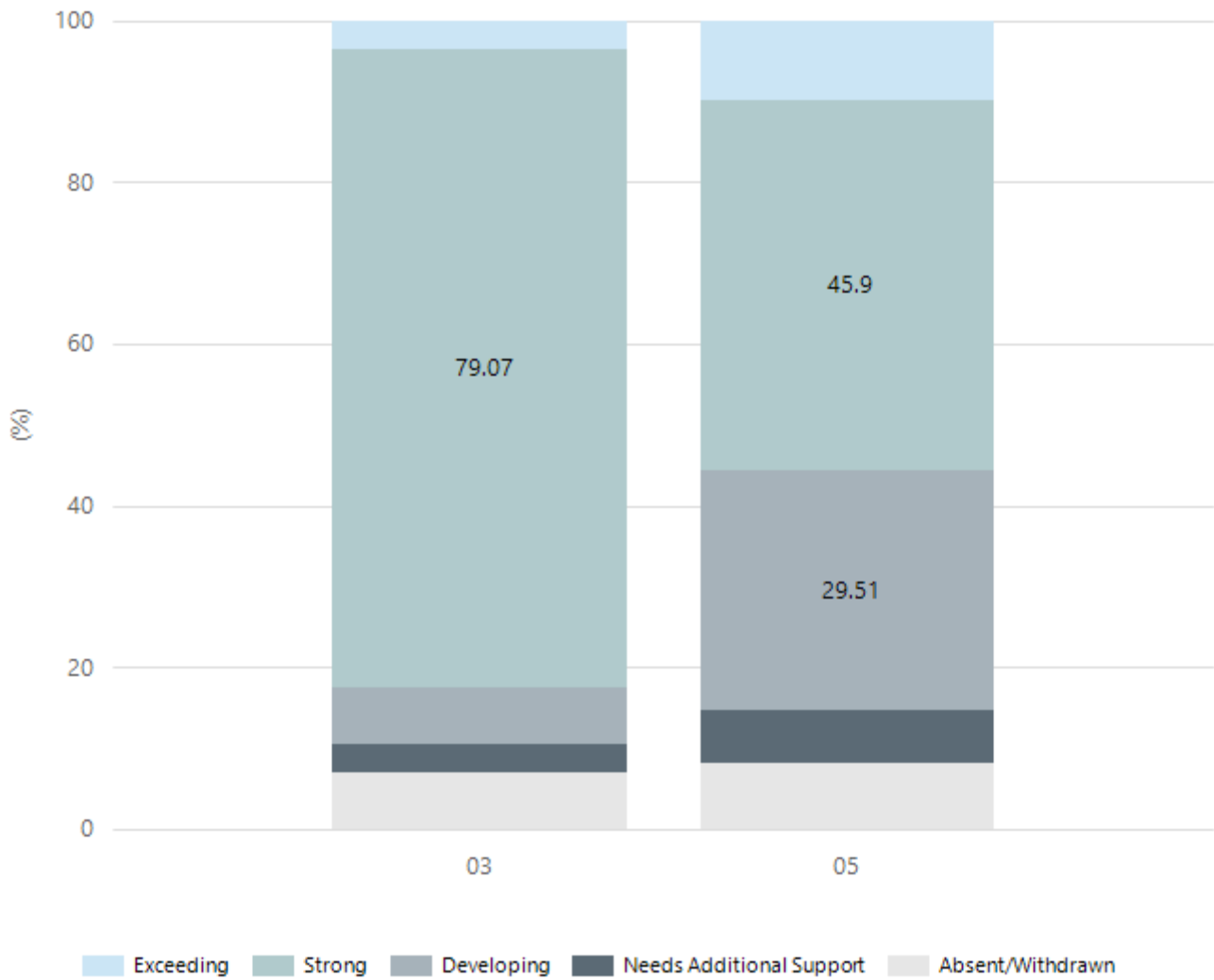
Reading



Year Level	03	05
Exceeding	11	9
Strong	45	36
Developing	20	4
Needs Additional Support	5	7
Absent/Withdrawn	5	5
Total	86	61

Data Source: Department for Education Assessment Data Holdings, 2023. When there are less than six students in a cohort, no data is supplied.

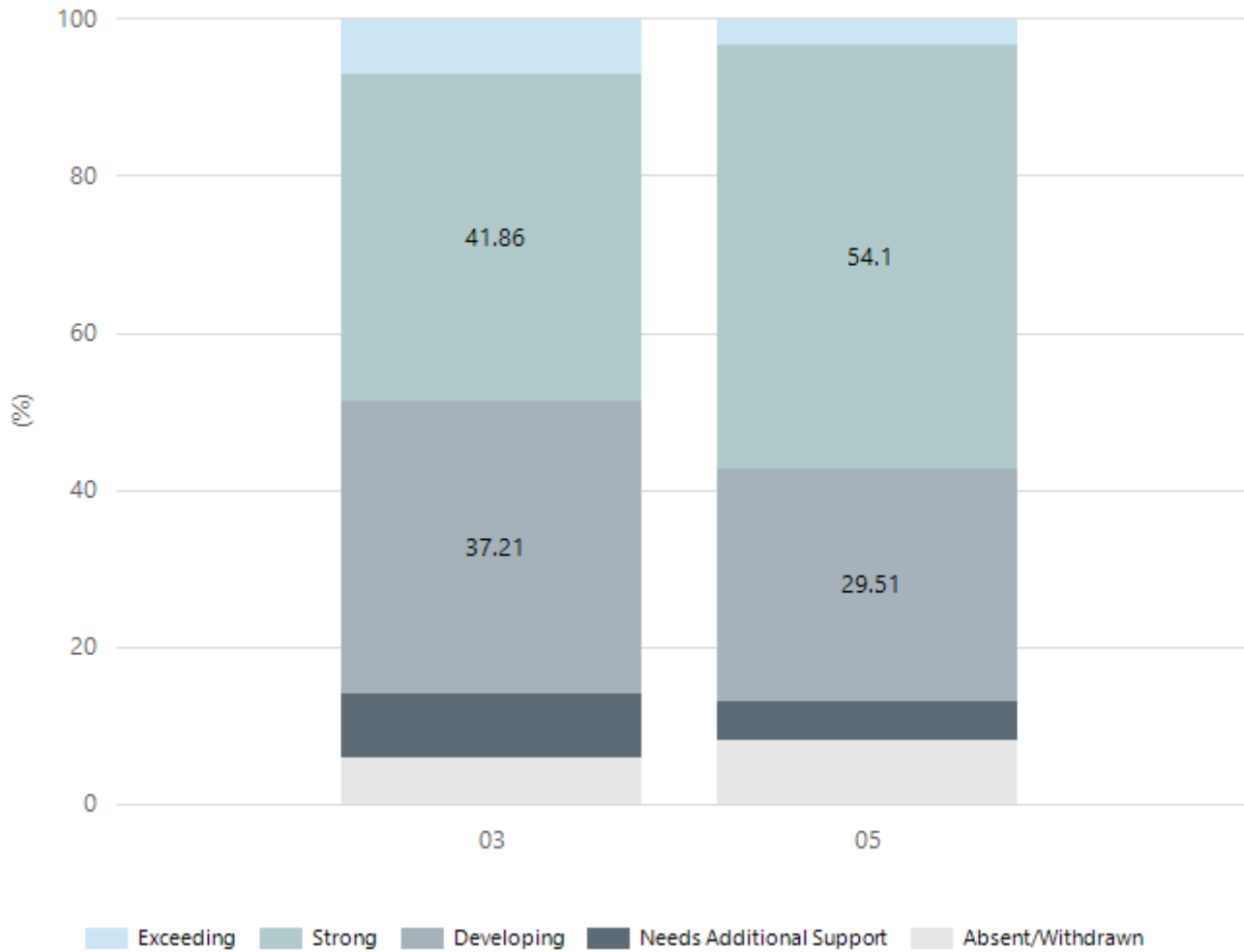
Writing



Year Level	03	05
Exceeding	3	6
Strong	68	28
Developing	6	18
Needs Additional Support	3	4
Absent/Withdrawn	6	5
Total	86	61

Data Source: Department for Education Assessment Data Holdings, 2023. When there are less than six students in a cohort, no data is supplied.

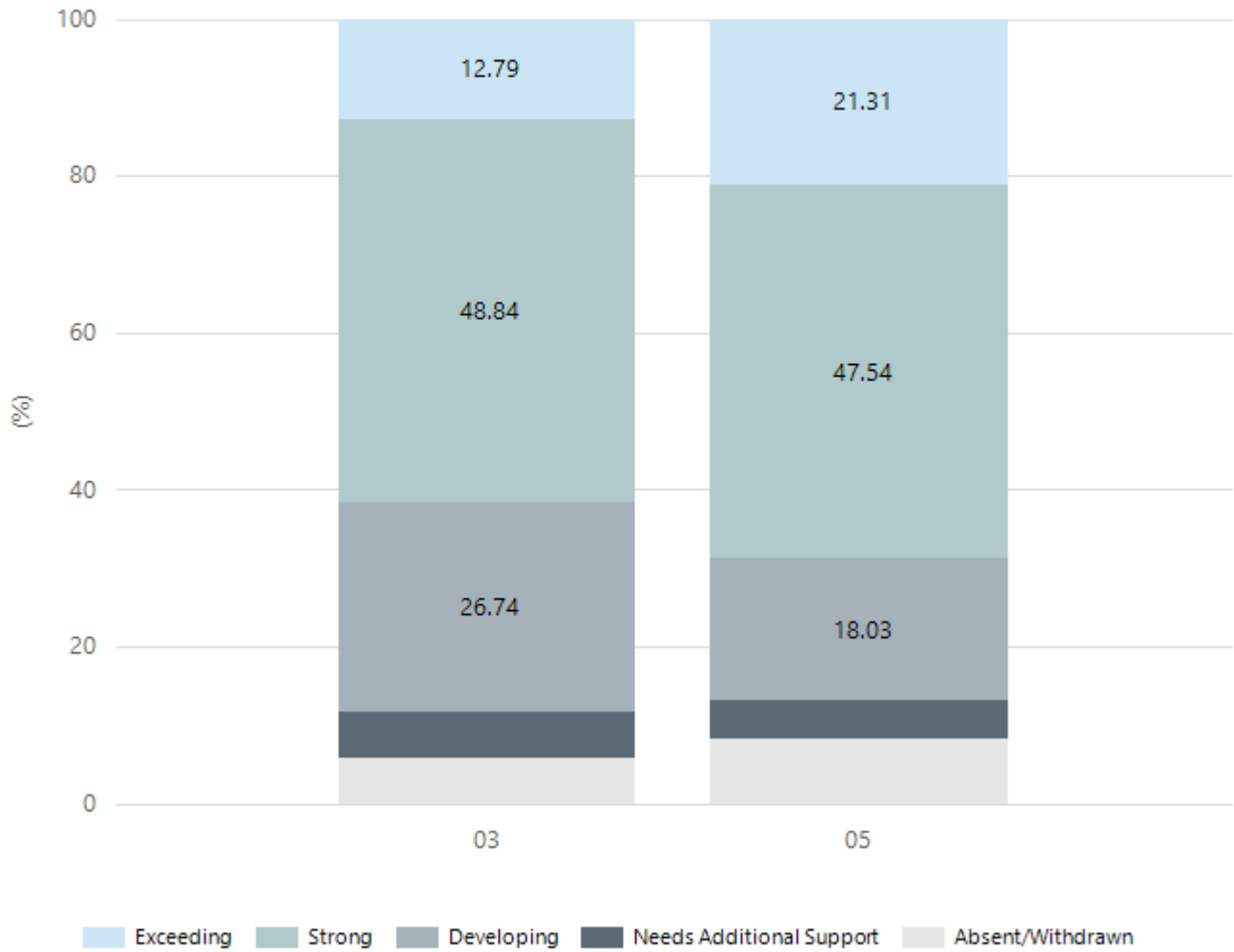
Grammar



Year Level	03	05
Exceeding	6	2
Strong	36	33
Developing	32	18
Needs Additional Support	7	3
Absent/Withdrawn	5	5
Total	86	61

Data Source: Department for Education Assessment Data Holdings, 2023. When there are less than six students in a cohort, no data is supplied.

Spelling



Year Level	03	05
Exceeding	11	13
Strong	42	29
Developing	23	11
Needs Additional Support	5	3
Absent/Withdrawn	5	5
Total	86	61

Data Source: Department for Education Assessment Data Holdings, 2023. When there are less than six students in a cohort, no data is supplied.

School Attendance

Year Level	2021	2022	2023
Reception	94.2%	90.1%	91.1%
Year 01	92.8%	89.7%	93.2%
Year 02	95.1%	88.0%	91.0%
Year 03	94.3%	91.5%	91.6%
Year 04	93.8%	89.9%	90.4%
Year 05	92.4%	87.9%	88.0%
Year 06	91.8%	86.2%	90.3%
Year 07	91.7%		
Primary Other	75.5%	81.5%	80.2%
Total	92.8%	88.9%	90.5%

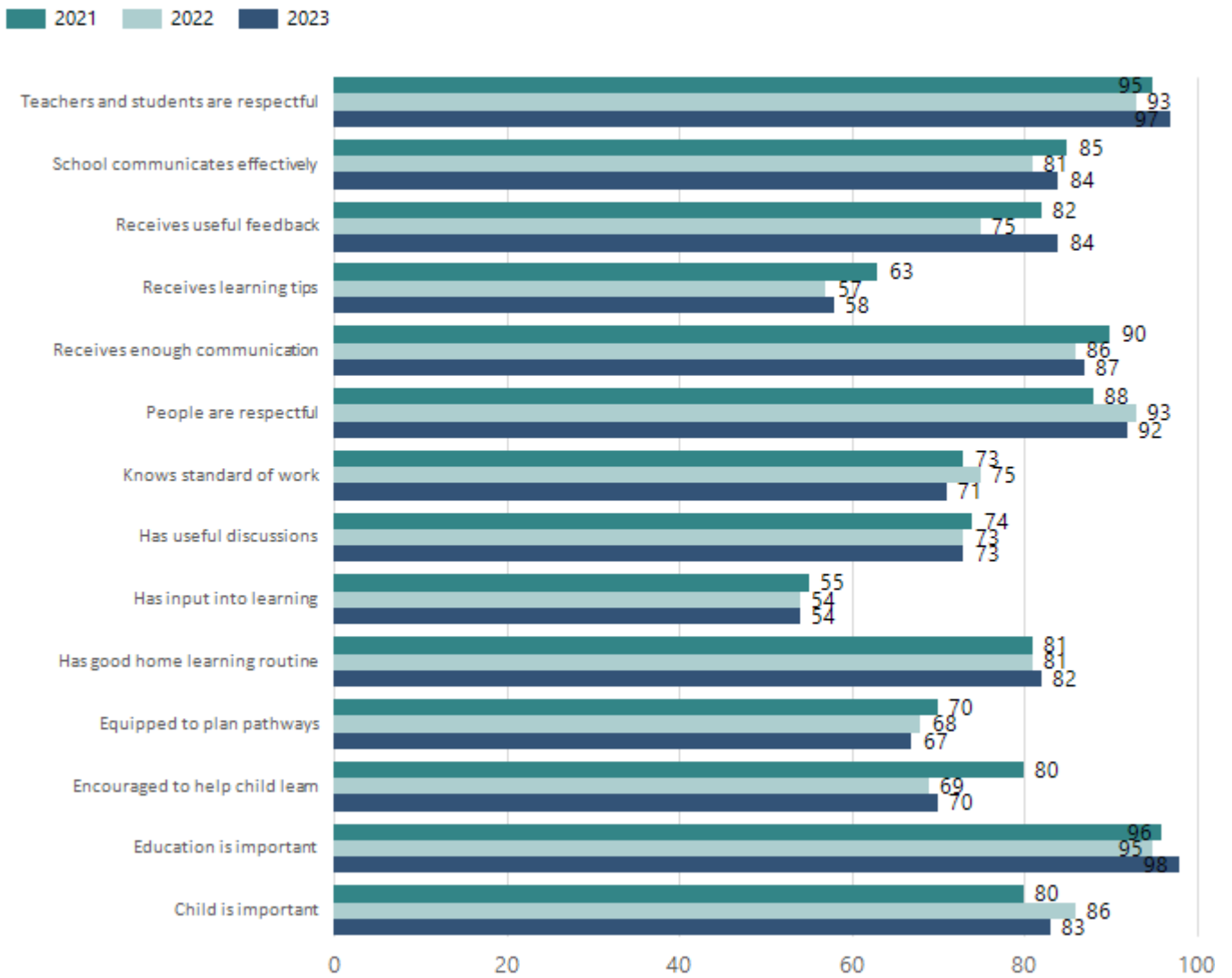
Data Source: Department for Education Attendance Data, Semester 1 Report 2023. A blank cell indicates there were no students enrolled. 'Primary Other' includes students enrolled in specialised education options. 'Secondary Other' includes students who have already spent a year at Year 12 and elected to undertake further study at Year 12.

Attendance Comment

In South Australia, all children and young people must be in school from 6 years to 16 years old. They must attend a government or non-government school full time. From age 16 to 17 however, young people must attend school or an approved learning program (such as an apprenticeship, traineeship, accredited course or university). Schools and parents must encourage and support students to come to school every day. Parents and caregivers must make sure their child is enrolled in a school, and attends school all day and everyday it is open, unless a child is sick or has an approved exemption. Teachers and leaders actively follow up when a student misses school, including recording all absences and non-attendance. All schools in South Australia have local attendance procedures governed under the Education and Children's Services Regulations 2020.

Parent Opinion Survey Results

Proportion of agree/strongly agree response(%)



Data Source: 2023 Department for Education Parent Opinions Survey, Term 3 2023.

Intended Destination

Leave Reason	Number	%
NG - ATTENDING NON-GOV SCHOOL IN SA	2	13.0%
NS - LEFT SA FOR NSW	1	7.0%
QL - LEFT SA FOR QLD	1	7.0%
TG - TRANSFERRED TO SA GOVERNMENT SCHOOL	8	53.0%
VI - LEFT SA FOR VIC	3	20.0%

Data Source: Department for Education Destination Data Report, 2023. Data extract term 3 2023. Data shows recorded destinations for students that left the school in the previous year. Data is uploaded by schools in term 3 and may not reflect final or total figures at time of report creation.

Highest Qualifications held by the teaching workforce and workforce composition

All teachers at this school are qualified and registered with the SA Teachers Registration Board.

Qualification Level	Number of Qualifications
Bachelor's degrees or Diplomas	24
Postgraduate Qualifications	10

Data Source: Data extracted from Mandatory Workforce Information Collections as on the last pay date of June 2023. As self-reported by staff in the system.

Please note: Data includes staff who are Actively employed and on extended paid leave. Please note only the highest qualification of the Teaching staff is reported. Excludes any number of other certifications earned.

Workforce composition including indigenous staff

	Teaching Staff		Non-Teaching Staff	
	Indigenous	Non-Indigenous	Indigenous	Non-Indigenous
Full-Time Equivalents	0.0	30.6	0.0	17.3
Persons	0.0	35.0	0.0	24.0

Data Source: Data extracted from Mandatory Workforce Information Collection as on the last pay date of June 2023.

Please note: Data includes staff who are actively employed and on extended paid leave. "Indigenous category" is self-reported by staff in the system.

Financial Statement

Funding Source	Amount
Grants: State	\$5,400,850.40
Grants: Commonwealth	\$24,191.00
Parent Contributions	\$218,827.83
Fund Raising	\$21,280.00
Other	\$2,211.04

Data Source: School supplied data.

Governing Council Report

Dear Members of the Kidman Park Primary School Community,

In my capacity as Chair, representing the Governing Council, I extend my sincere gratitude to the entire Kidman Park Primary School Community for the unwavering support provided to the school throughout the year 2023.

The remarkable commitment demonstrated by our dedicated staff, particularly in the realm of fundraising, has been truly exceptional. The outcomes achieved don't just happen; they are the result of an extraordinary level of diligence and dedication exhibited by all staff, student leaders, and the broader school community in ensuring the success of school events.

The year 2023 marked a significant chapter for the school, characterized by a series of outstanding events and fundraisers, such as the Bunning Sausage Sizzle and the Parents and Friends Quiz Night, which collectively generated approximately \$7,500. This achievement is particularly commendable given the prevailing financial climate. The dedication displayed by both staff and parents was truly commendable.

The success of the events was further underscored by the families, contributing to the overall enjoyment of the occasions. We aspire to build on this success, aiming for even more remarkable events in 2024.

I thank the member of the Governing Council for their support and John, Amanda and their staff for their outstanding contribution. On Behalf of Governing Council, I wish to thank departing members, and staff representative for their service in 2023 and look forward to welcoming new and continuing members to the Governing Council for the 2024 year.

Sincerely,

Susie Sacca

Chairperson

Kidman Park Primary School Governing Council